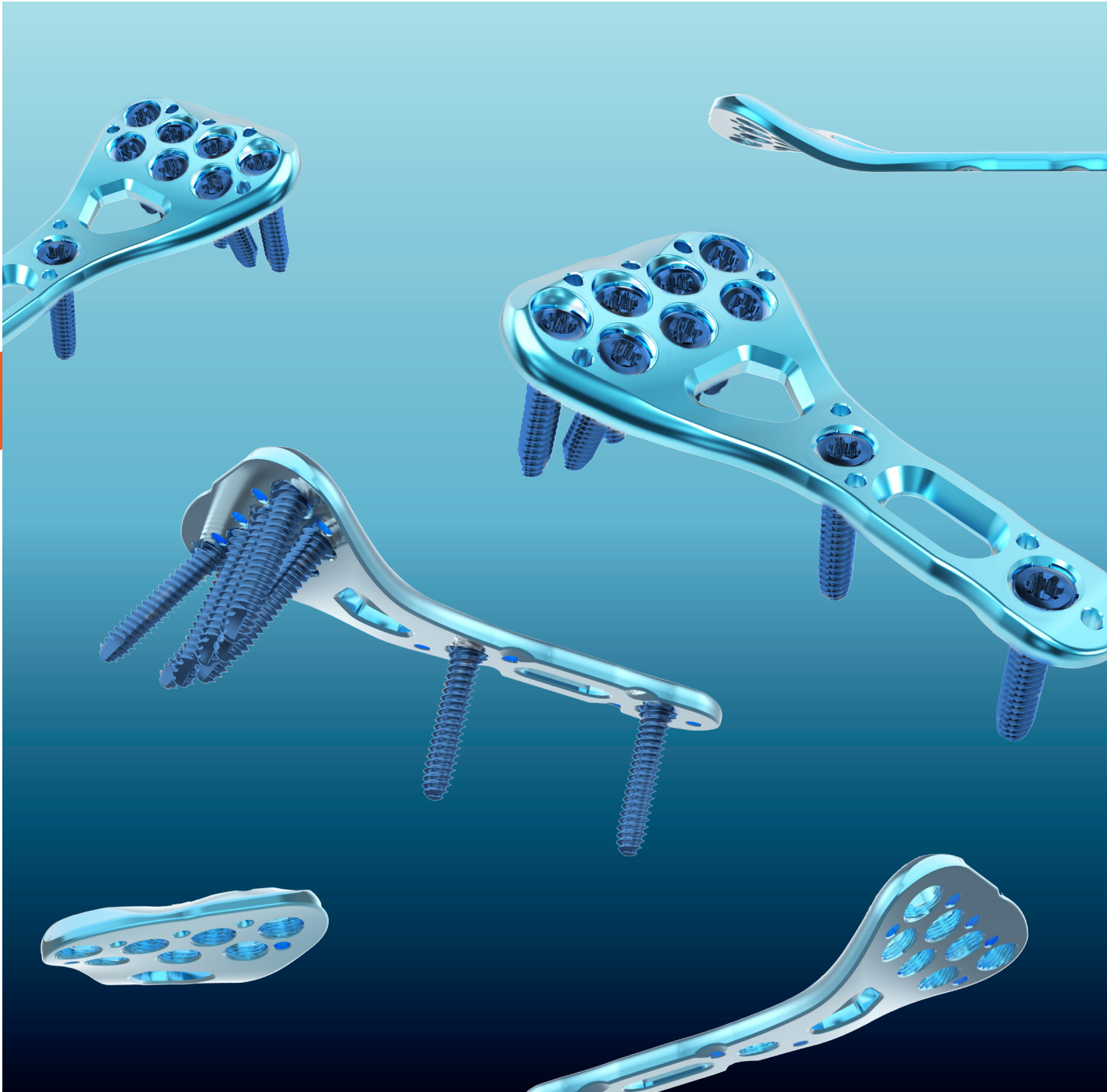


CE
0120



ARIX WRIST SYSTEM

ARIX Volar Distal Radius Locking Plate System



ARIX Volar Distal Radius Locking Plate System

is intended for use in temporary internal fixation and stabilization of fractures, osteotomies, and non-unions of the distal radius.



Screw Specifications



Screw Types	Outer Diameter	Length	Insertion Types	Screw Head Recess	Color	Material
Locking Screw	Ø2.5mm	8 ~26mm	Self-Tapping	Starix	Blue 	Titanium Alloy
Cortical Screw (Non-Locking)					Sliver 	

Plate Specifications

Distal Head Types	Thickness	Overall Length	Head Width	Color	Material
Medium	2.0mm	46.7mm	19.6mm	Left : Green  Right : Blue 	Pure Titanium Gr.4
Large		52.7mm	23mm		
Extra Large		73.7mm	27mm		


Materials of Implants

All plates are made from pure titanium material in conformity with ASTM F67.

All screws are made from titanium alloy material in conformity with ASTM F136.

The titanium is an ideal material for implant.

It is biocompatible, corrosion resistant, and non-toxic in biological environment.



Screw Head Recess

Self-retaining starix recess for connection between screw head and screwdriver shaft

Screw Options

Self-tapping Locking Screws : 8mm ~ 26mm

Self-tapping Cortical Screws(Non-Locking) : 8mm ~ 26mm

Outer Diameter : 2.5mm

L

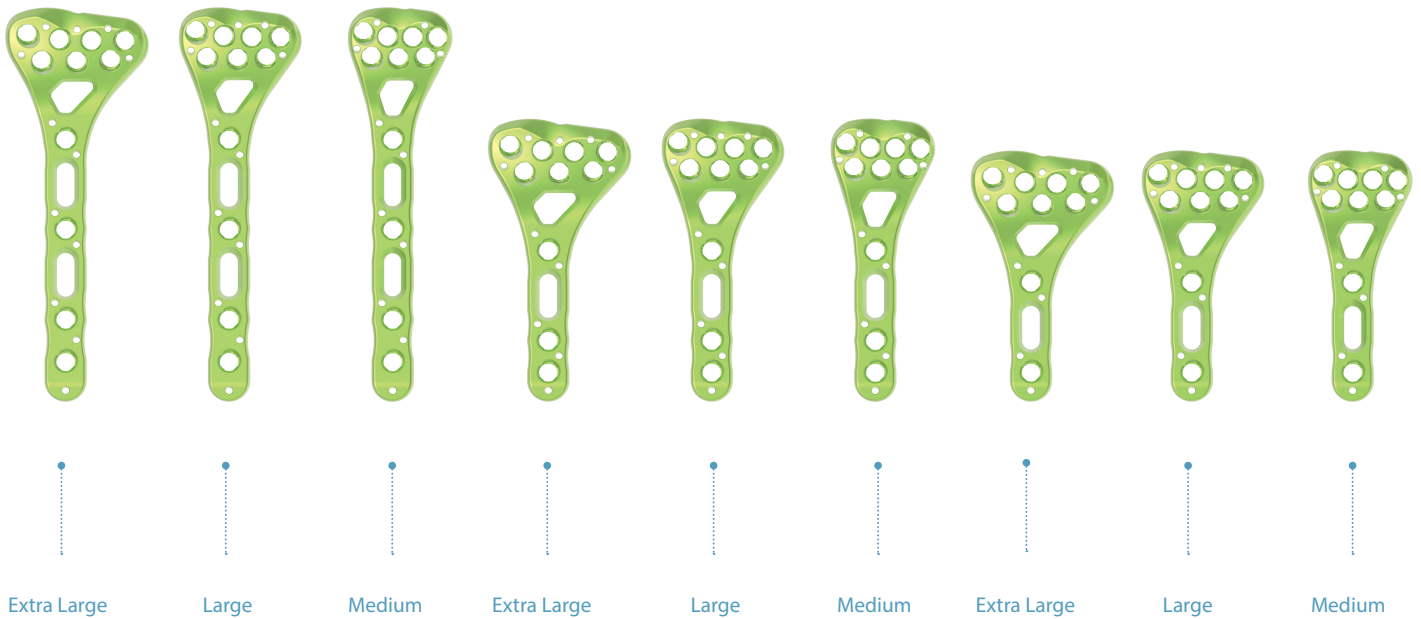


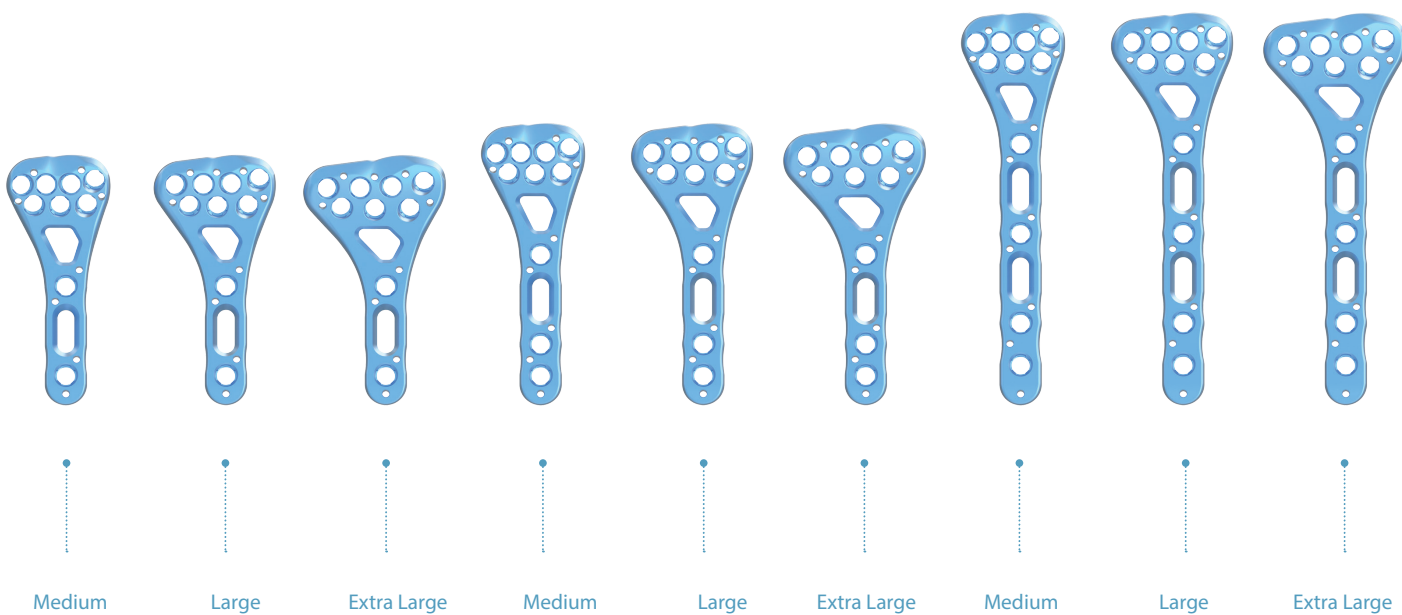
Plate Options

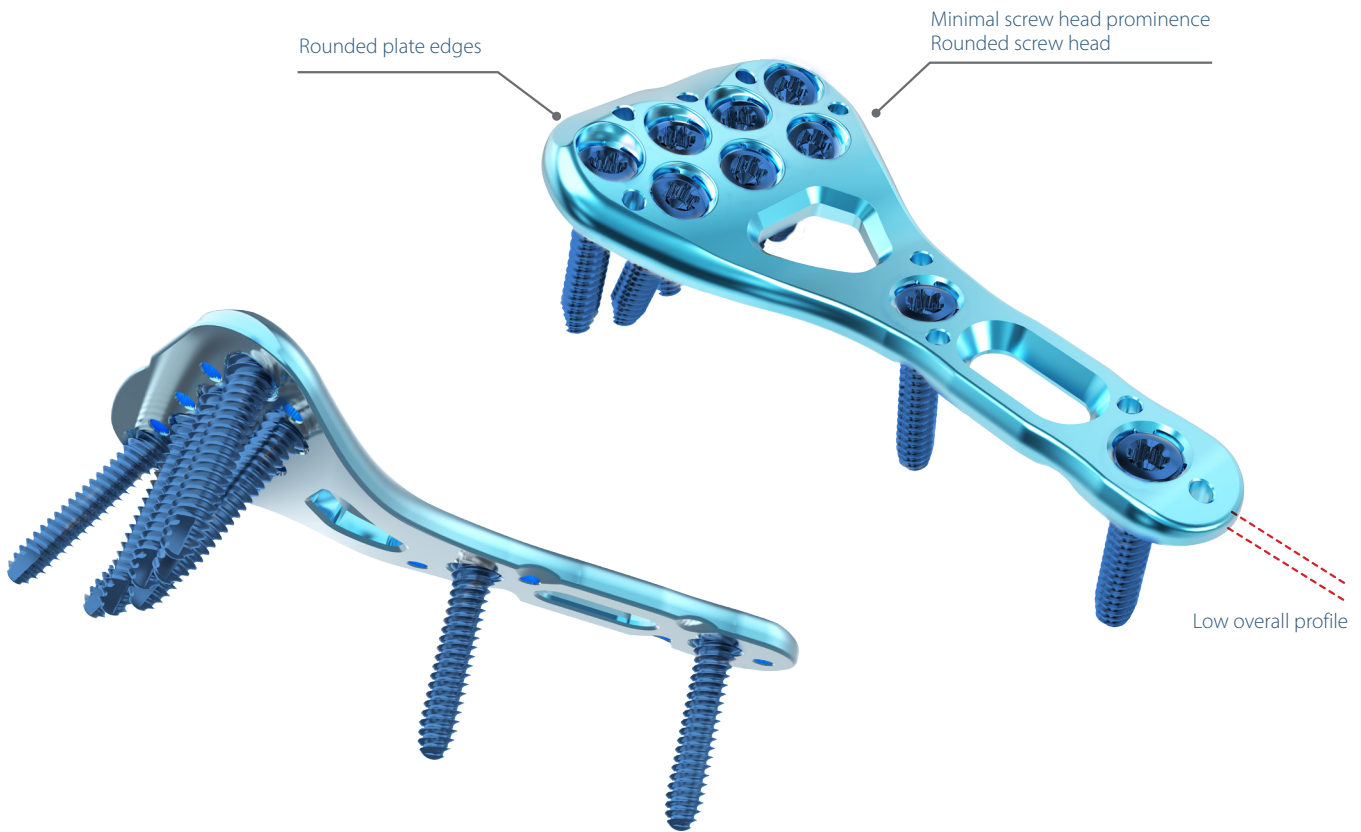
18 Volar Distal Radius Plates for Left and Right Radius

3 types of Distal Head as Medium, Large, and Extra Large

3 types of Shaft Length as 2, 3 and 4 locking holes on the shaft

R



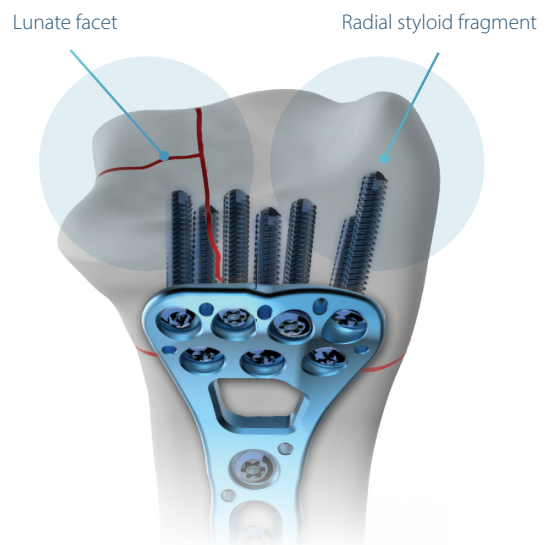



Minimal soft tissue irritation

Rounded plate edges to minimize soft tissue irritation
Rounded screw head design and minimal screw head prominence in the plate to reduce the potential for soft tissue irritation.
Low overall profile of the plate and screw construct for minimal soft tissue irritation.

Anatomical Volar Plate

Anatomical plate contour and screw trajectories for maximum support of lunate facet and stable fixation of radial styloid.





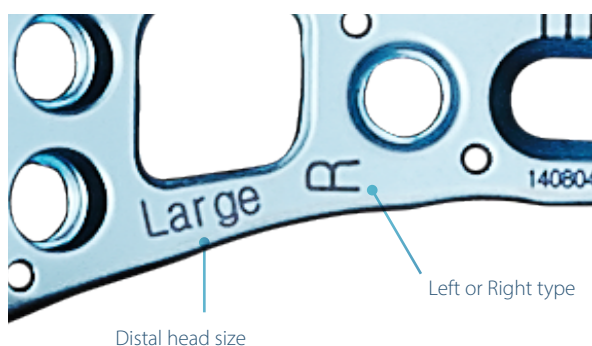
Oblong hole for accurate plate positioning

The oblong hole in the plate shaft allows distal or proximal adjustment for accurate plate positioning on the bone.

1mm increment lines are marked beside oblong hole as a reference for plate positioning.

Easy Plate Identification

Distal head size information such as Medium / Large / Extra Large and Plate type information such as Left / Right are marked on plates for easy plate identification.



Poly-Axial Locking System

The poly-axial hole of a plate accepts locking or cortical screws as surgical needs. Locking screws as well as cortical screws can be inserted in $\pm 30^\circ$ with respect to the plate in any direction.

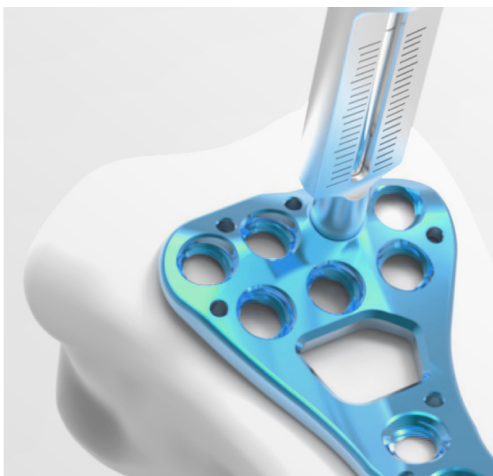
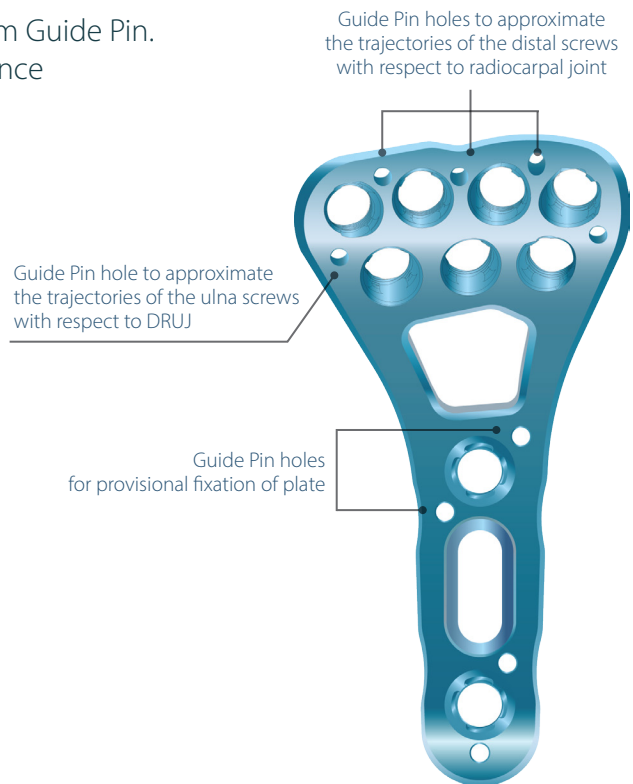


Benefits of Locking Plating System

Locking plate and screw system provides more stable fixation than conventional plate and screw system. Locking screws will not be loosened from the plate during the healing process. Locking screws do not rely on bone to plate compression. A fixed angle construct can be created by using locking screws in osteopenic bone or multifragmentary fractures where secure bone purchase with conventional screws may be compromised.


Guide Pin holes for temporary plate fixation

The Guide Pin holes of a plate accept up to 1.1mm Guide Pin. Guide Pin can be placed for temporary maintenance of bone reduction and provisional plate fixation.



Fixed Angle Drill Sleeve

Helps to drill a pilot hole in the nominal trajectory of each locking hole. Scales are marked on the drill guide & bit for prompt depth measurement without the help of a depth gauge.



* 3 scales for ease of reading

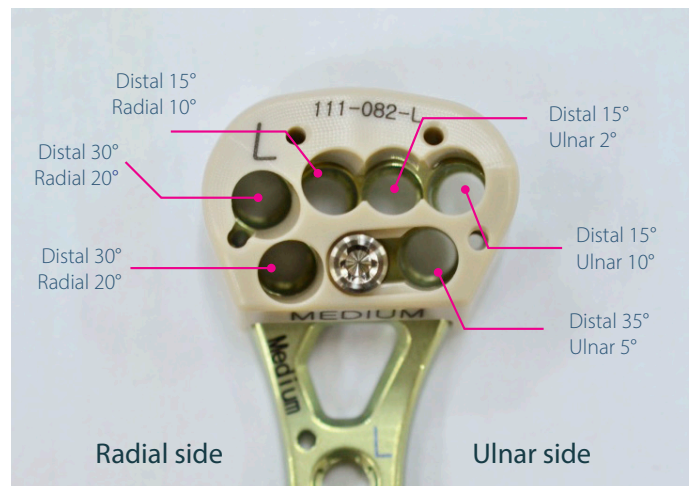
Depth Gauge

Determine the optimal screw length with the depth gauge. The triangular-prism shaped scale of depth gauge shows the exact length in any direction.

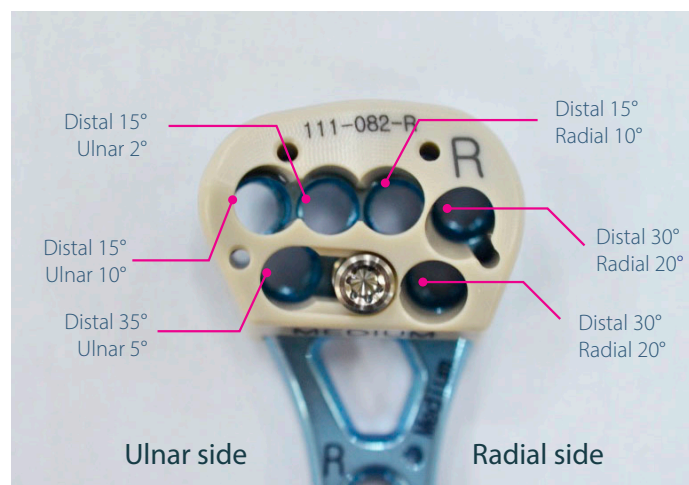
Drill Guide Block

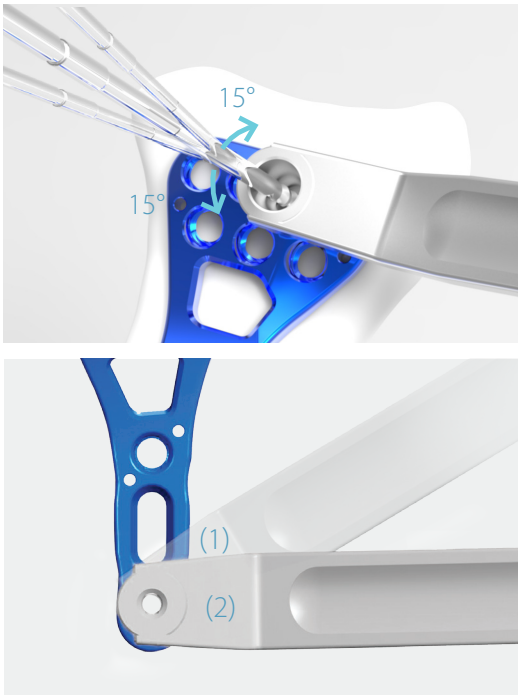
The drill guide blocks enable insertion of screws in the nominal trajectory of each locking hole. The scaled drill guide of 111-080 variable angle drill guide is necessary for the use of these blocks. Total 6 models in Medium/Large/Extra Large, and Left/Right plates. The drill guide blocks are made from radiolucent material.

Fixed angle screw trajectories by drill guide blocks (Left type)
 [111-082-L, 111-083-L, 111-095-L]



Fixed angle screw trajectories by drill guide blocks (Right type)
 [111-082-R, 111-083-R, 111-095-R]





Variable Angle Drill Guide

Helps to drill pilot holes within the poly-axial range of $\pm 15^\circ$.

Scales are marked on the drill guide & bit for prompt depth measurement without the help of a depth gauge.

The tip of the drill guide has locking mechanism to offer stable locking with the plate temporarily.

To lock the drill guide with the plate, position(1) & turn(2) the drill guide slightly in clockwise as described picture.




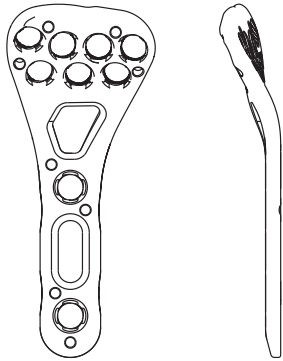
Plate Bender

If necessary, bend distal radius plate to suit the patients' anatomical conditions using a pair of plate benders. With the plate benders, hold & bend the plate around the center window.

**NOTE : Do Not bend the plate more than 5°.
Further or Repetitive bending may break the plate.**

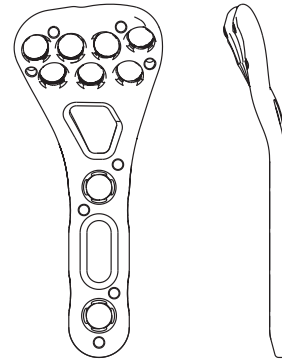
ARIX Volar Distal Radius Plates

Medium



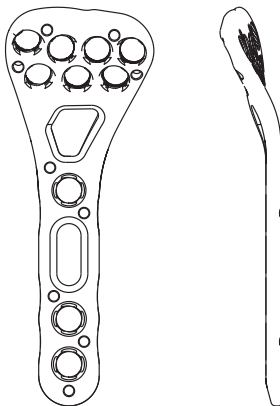
25-DVRA-109-L

- Locking Plate / Medium / Left
- Head Width : 19.6mm
- Length : 46.7mm
- Holes : 9 Locking Holes
- Thickness: 2mm
- Color: Green ●



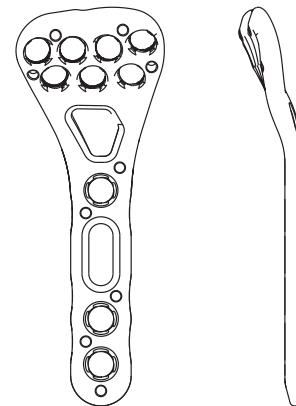
25-DVRA-109-R

- Locking Plate / Medium / Right
- Head Width : 19.6mm
- Length : 46.7mm
- Holes : 9 Locking Holes
- Thickness: 2mm
- Color: Blue ●



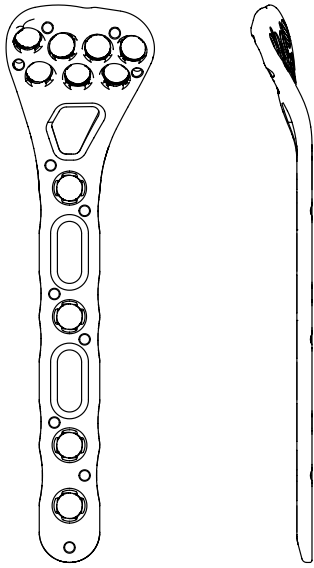
25-DVRA-110-L

- Locking Plate / Medium / Left
- Head Width : 19.6mm
- Length : 52.7mm
- Holes : 10 Locking Holes
- Thickness: 2mm
- Color: Green ●



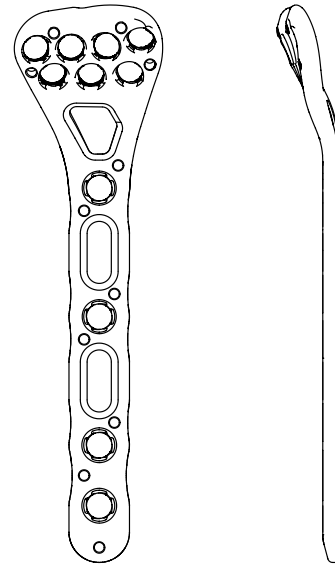
25-DVRA-110-R

- Locking Plate / Medium / Right
- Head Width : 19.6mm
- Length : 52.7mm
- Holes : 10 Locking Holes
- Thickness: 2mm
- Color: Blue ●



25-DVRA-111-L

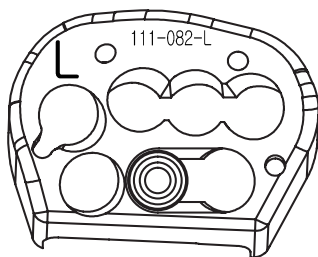
- Locking Plate / Medium / Left
- Head Width : 19.6mm
- Length : 73.7mm
- Holes : 11 Locking Holes
- Thickness: 2mm
- Color: Green ●



25-DVRA-111-R

- Locking Plate / Medium / Right
- Head Width : 19.6mm
- Length : 73.7mm
- Holes : 11 Locking Holes
- Thickness: 2mm
- Color: Blue ●

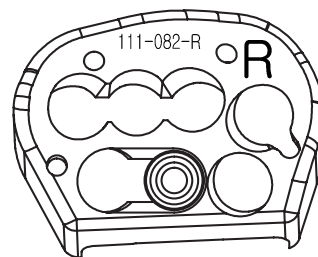
Drill Guide Block



111-082-L

Drill Guide Block, Medium, Left

- 1: 2 Scale



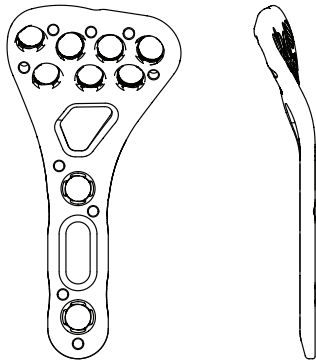
111-082-R

Drill Guide Block, Medium, Right

- 1: 2 Scale

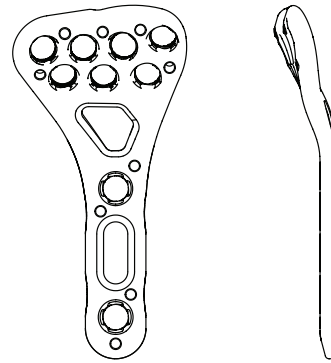
ARIX Volar Distal Radius Plates

Large



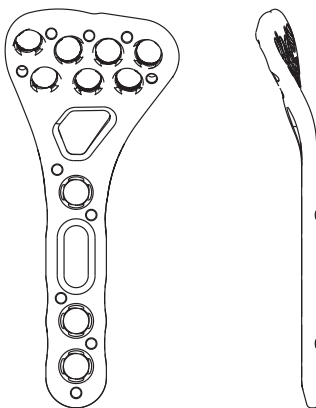
25-DVRA-209-L

- Locking Plate / Large / Left
- Head Width : 23mm
- Length : 46.7mm
- Holes : 9 Locking Holes
- Thickness: 2mm
- Color: Green ●



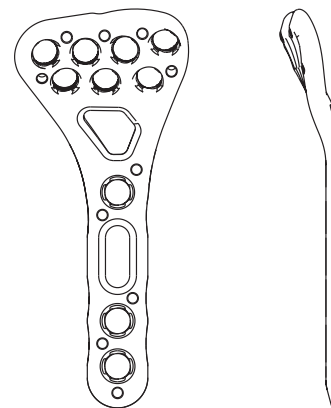
25-DVRA-209-R

- Locking Plate / Large / Right
- Head Width : 23mm
- Length : 46.7mm
- Holes : 9 Locking Holes
- Thickness: 2mm
- Color: Blue ●



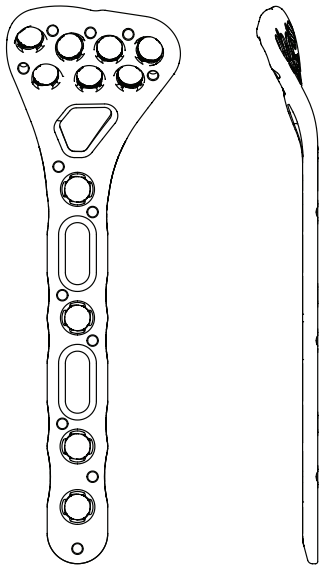
25-DVRA-210-L

- Locking Plate / Large / Left
- Head Width : 23mm
- Length : 52.7mm
- Holes : 10 Locking Holes
- Thickness: 2mm
- Color: Green ●



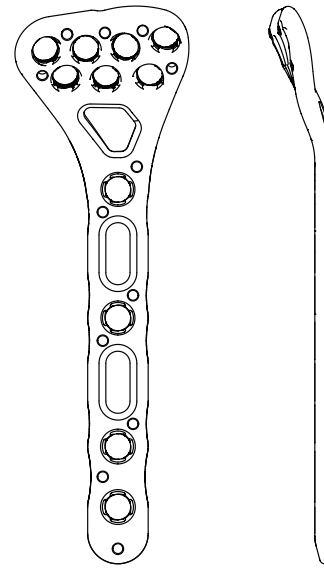
25-DVRA-210-R

- Locking Plate / Large / Right
- Head Width : 23mm
- Length : 52.7mm
- Holes : 10 Locking Holes
- Thickness: 2mm
- Color: Blue ●



25-DVRA-211-L

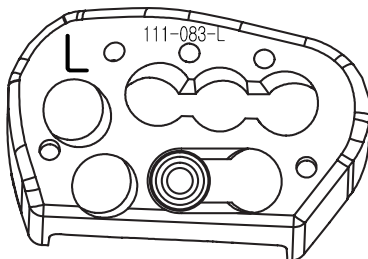
- Locking Plate / Large / Left
- Head Width : 23mm
- Length : 73.7mm
- Holes : 11 Locking Holes
- Thickness: 2mm
- Color: Green ●



25-DVRA-211-R

- Locking Plate / Large / Right
- Head Width : 23mm
- Length : 73.7mm
- Holes : 11 Locking Holes
- Thickness: 2mm
- Color: Blue ●

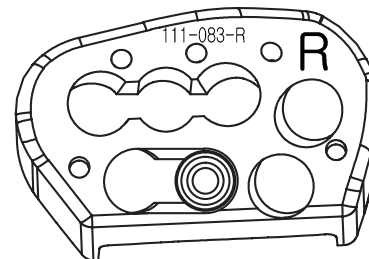
Drill Guide Block



111-083-L

Drill Guide Block, Large, Left

- 1: 2 Scale



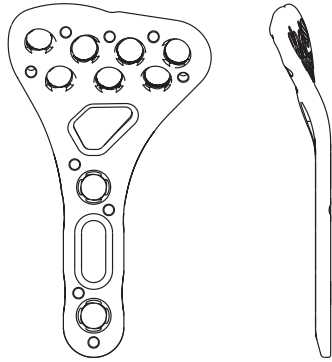
111-083-R

Drill Guide Block, Large, Right

- 1: 2 Scale

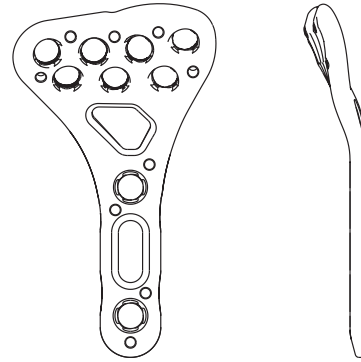
ARIX Volar Distal Radius Plates

Ex-Large



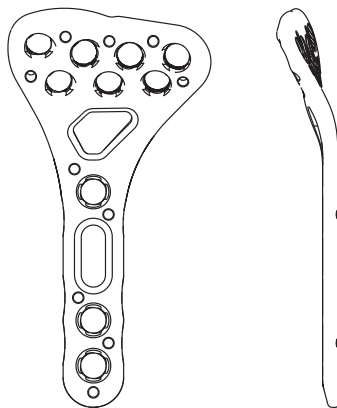
25-DVRA-309-L

- Locking Plate / Extra Large / Left
- Head Width : 27mm
- Length : 46.7mm
- Holes : 9 Locking Holes
- Thickness: 2mm
- Color: Green ●



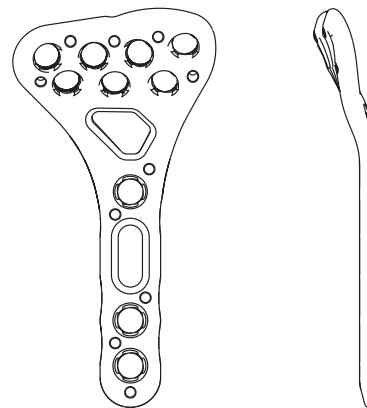
25-DVRA-309-R

- Locking Plate / Extra Large / Right
- Head Width : 27mm
- Length : 46.7mm
- Holes : 9 Locking Holes
- Thickness: 2mm
- Color: Blue ●



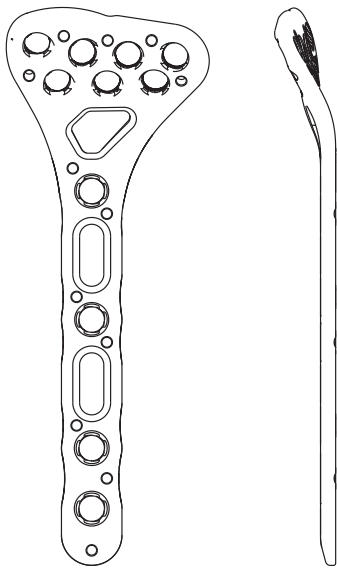
25-DVRA-310-L

- Locking Plate / Extra Large / Left
- Head Width : 27mm
- Length : 52.7mm
- Holes : 10 Locking Holes
- Thickness: 2mm
- Color: Green ●



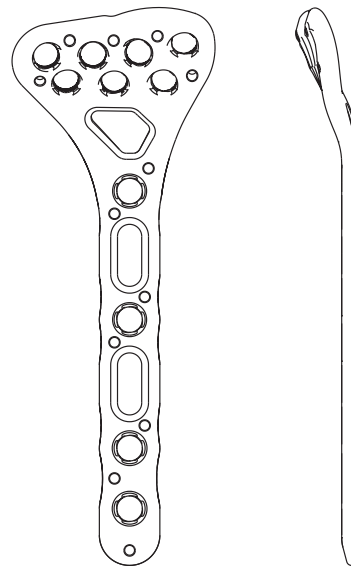
25-DVRA-310-R

- Locking Plate / Extra Large / Right
- Head Width : 27mm
- Length : 52.7mm
- Holes : 10 Locking Holes
- Thickness: 2mm
- Color: Blue ●



25-DVRA-311-L

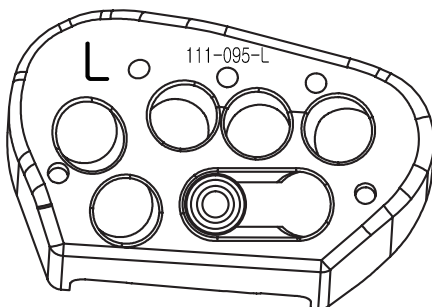
- Locking Plate / Extra Large / Left
- Head Width : 27mm
- Length : 73.7mm
- Holes : 11 Locking Holes
- Thickness: 2mm
- Color: Green ●



25-DVRA-311-R

- Locking Plate / Extra Large / Right
- Head Width : 27mm
- Length : 73.7mm
- Holes : 11 Locking Holes
- Thickness: 2mm
- Color: Blue ●

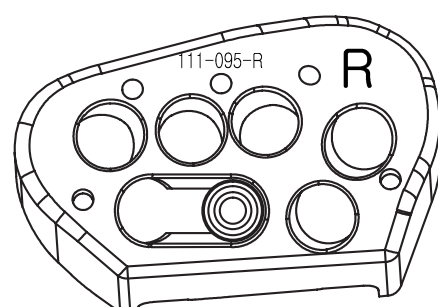
Drill Guide Block



111-095-L

Drill Guide Block, Extra Large, Left

- 1: 2 Scale




111-095-R

Drill Guide Block, Large, Right

- 1: 2 Scale

ARIX Volar Distal Radius Screws



2.5mm Self-Tapping Locking Screws

[Unit: mm]

No.	Code	Head Diameter	Outer Diameter	Pick-up Shape	Length (L)	Anodizing Color
1	25L-SO-008-TA	Ø3.8	Ø2.5	Torx	8	Blue
2	25L-SO-010-TA				10	
3	25L-SO-012-TA				12	
4	25L-SO-014-TA				14	
5	25L-SO-016-TA				16	
6	25L-SO-018-TA				18	
7	25L-SO-020-TA				20	
8	25L-SO-022-TA				22	
9	25L-SO-024-TA				24	
10	25L-SO-026-TA				26	




2.5mm Self-Tapping Cortical Screws

[Unit: mm]

No.	Code	Head Diameter	Outer Diameter	Pick-up Shape	Length (L)	Anodizing Color
1	25-SO-008-TA	Ø3.7	Ø2.5	Torx	8	Silver
2	25-SO-010-TA				10	
3	25-SO-012-TA				12	
4	25-SO-014-TA				14	
5	25-SO-016-TA				16	
6	25-SO-018-TA				18	
7	25-SO-020-TA				20	
8	25-SO-022-TA				22	
9	25-SO-024-TA				24	
10	25-SO-026-TA				26	

ARIX Volar Distal Radius Instruments



113-HF-613
Screwdriver Shaft(STARIX T8)



112-25-701
Drill Bit, Drilling length : 30mm / Overall length : 110mm



111-068-2
Guide Pin Ø1.1mm



111-080
Variable Angle Drill Guide



111-101
Fixed angle drill sleeve(Distal)



111-103
Variable angle drill sleeve



111-157
Variable angle drill sleeve handle



114-009
Grasping Forceps



111-092
Screwdriver Handle



111-096
Dispenser



111-075
Depth Gauge



26.0240.17
Plate Bender

ARIX WRIST SYSTEM

ARIX Volar Distal Radius Locking Plate System



Plate Module(Medium / Large)






Plate Module(EX-Large)




Screw Module



112-084
ARIX Volar Distal Radius System Full Container

ARIX WRIST SYSTEM

ARIX Volar Distal Radius Locking Plate System



112-084
ARIX Volar Distal Radius System Full Container

ARIX Radius Set Configuration

NO	Code	Description	Set Quantity
Implants _ Screws			
1	25L-SO-008TA	2.5 Locking Screw (8mm)	10
2	25L-SO-010TA	2.5 Locking Screw (10mm)	10
3	25L-SO-012TA	2.5 Locking Screw (12mm)	15
4	25L-SO-014TA	2.5 Locking Screw (14mm)	15
5	25L-SO-016TA	2.5 Locking Screw (16mm)	15
6	25L-SO-018TA	2.5 Locking Screw (18mm)	15
7	25L-SO-020TA	2.5 Locking Screw (20mm)	10
8	25L-SO-022TA	2.5 Locking Screw (22mm)	5
9	25L-SO-024TA	2.5 Locking Screw (24mm)	5
10	25L-SO-026TA	2.5 Locking Screw (26mm)	5
11	25-SO-008TA	2.5 Cortical Screw (8mm)	5
12	25-SO-010TA	2.5 Cortical Screw (10mm)	5
13	25-SO-012TA	2.5 Cortical Screw (12mm)	10
14	25-SO-014TA	2.5 Cortical Screw (14mm)	15
15	25-SO-016TA	2.5 Cortical Screw (16mm)	15
16	25-SO-018TA	2.5 Cortical Screw (18mm)	15
17	25-SO-020TA	2.5 Cortical Screw (20mm)	10
18	25-SO-022TA	2.5 Cortical Screw (22mm)	10
19	25-SO-024TA	2.5 Cortical Screw (24mm)	5
20	25-SO-026TA	2.5 Cortical Screw (26mm)	5

NO	Code	Description	Set Quantity
Implants _ Plates			
1	25-DVRA-109-R	Medium, Length 46.7mm, Right	3
2	25-DVRA-109-L	Medium, Length 46.7mm, Left	3
3	25-DVRA-110-R	Medium, Length 52.7mm, Right	2
4	25-DVRA-110-L	Medium, Length 52.7mm, Left	2
5	25-DVRA-111-R	Medium, Length 73.7mm, Right	1
6	25-DVRA-111-L	Medium, Length 73.7mm, Left	1
7	25-DVRA-209-R	Large, Length 46.7mm, Right	3
8	25-DVRA-209-L	Large, Length 46.7mm, Left	3
9	25-DVRA-210-R	Large, Length 52.7mm, Right	2
10	25-DVRA-210-L	Large, Length 52.7mm, Left	2
11	25-DVRA-211-R	Large, Length 73.7mm, Right	1
12	25-DVRA-211-L	Large, Length 73.7mm, Left	1
13	25-DVRA-309-R	Extra Large, Length 46.7mm, Right	3
14	25-DVRA-309-L	Extra Large, Length 46.7mm, Left	3
15	25-DVRA-310-R	Extra Large, Length 52.7mm, Right	2
16	25-DVRA-310-L	Extra Large, Length 52.7mm, Left	2
17	25-DVRA-311-R	Extra Large, Length 73.7mm, Right	1
18	25-DVRA-311-L	Extra Large, Length 73.7mm, Left	1

NO	Code	Description	Set Quantity
Instruments			
1	112-084	ARIX Volar Distal Radius System Full Container	1
2	113-HF-613	Screwdriver Shaft(STARIX T8)	2
3	112-25-701	Drill Bit	2
4	111-068-2	Guide Pin	10
5	111-080	Variable Angle Drill Guide	1
6	111-101	Fixed angle drill sleeve(Distal)	1
7	111-103	Variable angle drill sleeve	1
8	111-157	Variable angle drill sleeve handle	1
9	111-082-R	Drill Guide Block, Medium, Right	1
10	111-082-L	Drill Guide Block, Medium, Left	1
11	111-083-R	Drill Guide Block, Large, Right	1
12	111-083-L	Drill Guide Block, Large, Left	1
13	111-095-R	Drill Guide Block, Extra Large, Right	1
14	111-095-L	Drill Guide Block, Extra Large, Left	1
15	114-009	Grasping Forceps	1
16	111-092	Screwdriver Handle	2
17	111-096	Dispenser	1
18	111-075	Depth Gauge	1
19	26.0240.17	Plate Bender	2



JEIL MEDICAL CORPORATION

702•703•704•705•706•804•805•807•812-ho, 55, Digital-ro 34-gil, Guro-gu, Seoul, 08378, Rep. of Korea

DOMESTIC SALES_ **T** 82.2.850.3500 **F** 82.2.850.3535 **E** jeil@jeilmed.co.kr

INTERNATIONAL SALES_ **T** 82.2.850.3935 **F** 82.2.850.3537 **E** global@jeilmed.co.kr